

Solidcom C1 Headset Upgrade

Kindly Note:


- It takes the risk to update the firmware, please avoid updating the firmware when the device is used for the important events
- To avoid the power being cut off suddenly during the updating, please make sure the device with enough power during updating.
- Please feel free to contact our technical support engineer if the updating failure or error causes the malfunction of the device:
The link for contacting Hollyland Technical Support Engineer: support@hollyland.com


1 Upgrade Steps

1.1 Upgrade with Windows

- Download the upgrade file and unzip the file
- Install the USB driver

link:https://download-hollyland.oss-us-east-1.aliyuncs.com/Firmware/Wireless_Intercoms/USB_Driver/STSW_STM32102_V1.5.0.zip


 VCP_V1.5.0_Setup_W8_x64_64bits.exe

 VCP_V1.5.0_Setup_W8_x86_32bits.exe

- Turn on the headset one by one, and connect it to laptop via USB-A to Type-C cable



- Open the **【I5802_Headset_Upgrade.exe】** application

Name	Date modified	Type	Size
Font	9/23/2022 6:51 PM	File folder	
internal_upg	9/23/2022 6:51 PM	File folder	
settings	9/28/2022 4:19 PM	File folder	
debuglog.log	9/7/2022 1:39 PM	Text Document	11 KB
debuglog.txt	9/28/2022 4:23 PM	Text Document	3 KB
 I5802_Headset_Upgrade.exe	4/28/2022 4:45 PM	Application	17,285 KB


- It will recognize the headset automatically, and then Click **【YES】** for upgrade.(Please do not unplug the USB cable during the upgrade.)
- After the upgrade, pair the master headset and remote headset again by long-press the **【A】** button on both headsets.

1.2 Upgrade with Mac

- Download the upgrade file and unzip the file
- Turn on the headset one by one, and connect it to laptop via USB-C cable



- Open the **【I5802_Headset_Upgrade.exe】** application

Name	Date modified	Type	Size
Font	9/23/2022 6:51 PM	File folder	
internal_upg	9/23/2022 6:51 PM	File folder	
settings	9/28/2022 4:19 PM	File folder	
debuglog.log	9/7/2022 1:39 PM	Text Document	11 KB
debuglog.txt	9/28/2022 4:23 PM	Text Document	3 KB
 I5802_Headset_Upgrade.exe	4/28/2022 4:45 PM	Application	17,285 KB

- It will recognize the headset automatically, and then Click **【YES】** for upgrade. (Please do not unplug the USB cable during the upgrade.)
- After the upgrade, pair the master headset and remote headset again by long-press the **【A】** button on both headsets.