

Solidcom SE Global Version (2.4G) Headset Upgrade

1 Firmware Version Records

Released Date	Firmware Version	Release Log	Download Link
2024-09-20	V2.0.7.00	/	Download

2 Upgrade Steps-Windows

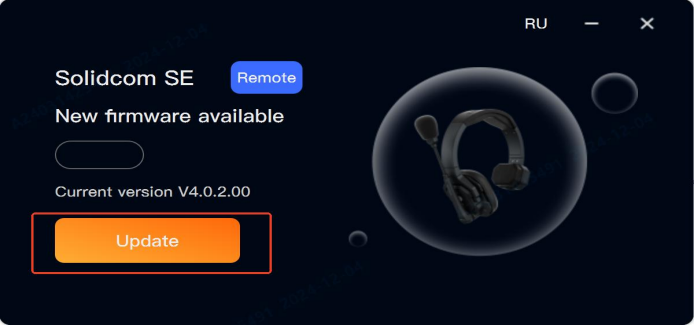
- Download the upgrade file and unzip the file
- Connect the headset to the laptop via USB-A to Type-C cable
- Select the folder with the corresponding system version name, select the 【win】 , and open the 【SolidcomSE_Headset_Upgrade】

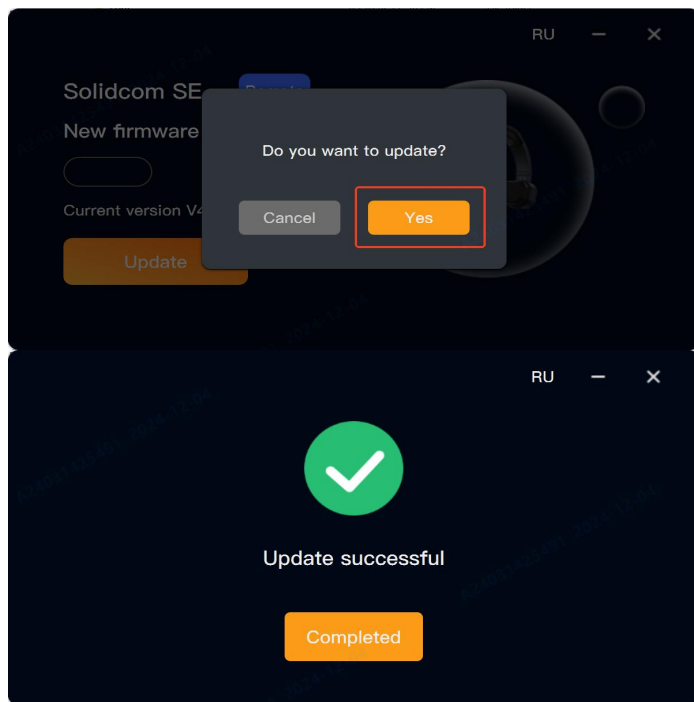
Name	Date modified	Type
mac	12/4/2024 2:56 PM	File folder
win	12/4/2024 2:56 PM	File folder

Name	Date modified	Type
Headset_Upgrade	12/4/2024 3:16 PM	File folder

Name	Date modified	Type
bearer	12/4/2024 2:56 PM	File folder
Font	12/4/2024 2:56 PM	File folder
iconengines	12/4/2024 2:56 PM	File folder
imageformats	12/4/2024 2:56 PM	File folder
platforms	12/4/2024 2:56 PM	File folder
settings	12/4/2024 2:56 PM	File folder
styles	12/4/2024 2:56 PM	File folder
tool	12/4/2024 2:56 PM	File folder
translations	12/4/2024 2:56 PM	File folder
Upgrade	12/4/2024 3:16 PM	File folder
D3Dcompiler_47.dll	12/4/2024 2:56 PM	Application extension
debuglog	12/4/2024 3:16 PM	文本文档
libcrypto-1_1.dll	12/4/2024 2:56 PM	Application extension
libEGL.dll	12/4/2024 2:56 PM	Application extension
libgcc_s_dw2-1.dll	12/4/2024 2:56 PM	Application extension
libGLSV2.dll	12/4/2024 2:56 PM	Application extension
libssl-1_1.dll	12/4/2024 2:56 PM	Application extension
libstdc++-6.dll	12/4/2024 2:56 PM	Application extension
libwinpthread-1.dll	12/4/2024 2:56 PM	Application extension
opengl32sw.dll	12/4/2024 2:56 PM	Application extension
Qt5Core.dll	12/4/2024 2:56 PM	Application extension
Qt5Gui.dll	12/4/2024 2:56 PM	Application extension
Qt5Network.dll	12/4/2024 2:56 PM	Application extension
Qt5SerialPort.dll	12/4/2024 2:56 PM	Application extension
Qt5Svg.dll	12/4/2024 2:56 PM	Application extension
Qt5Widgets.dll	12/4/2024 2:56 PM	Application extension
SolidcomSE_Headset_Upgrade	12/4/2024 2:56 PM	Application

- It will recognise the headset automatically, and then click 【Update】 and 【Yes】 for upgrade.(Please do not unplug the USB cable during the upgrade)

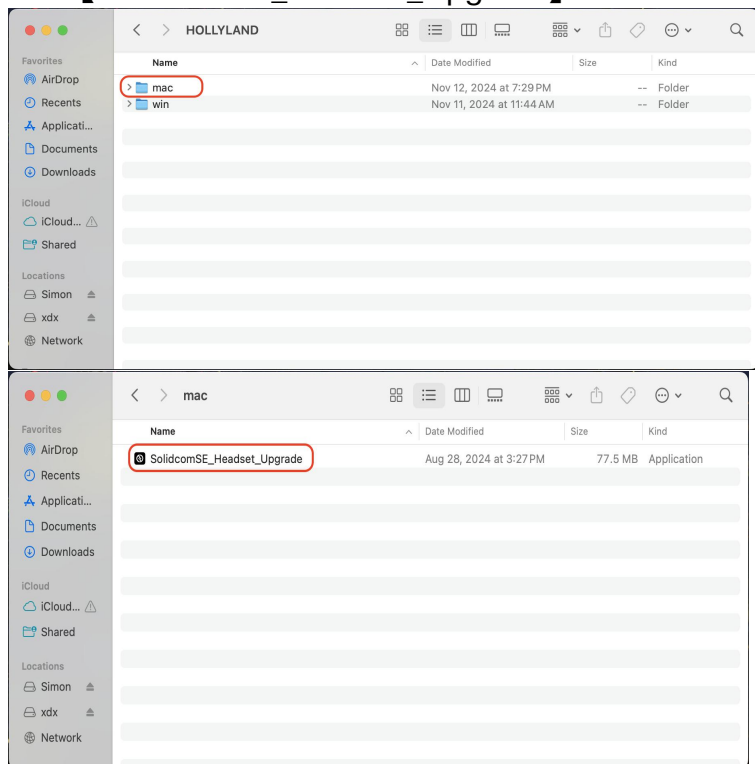




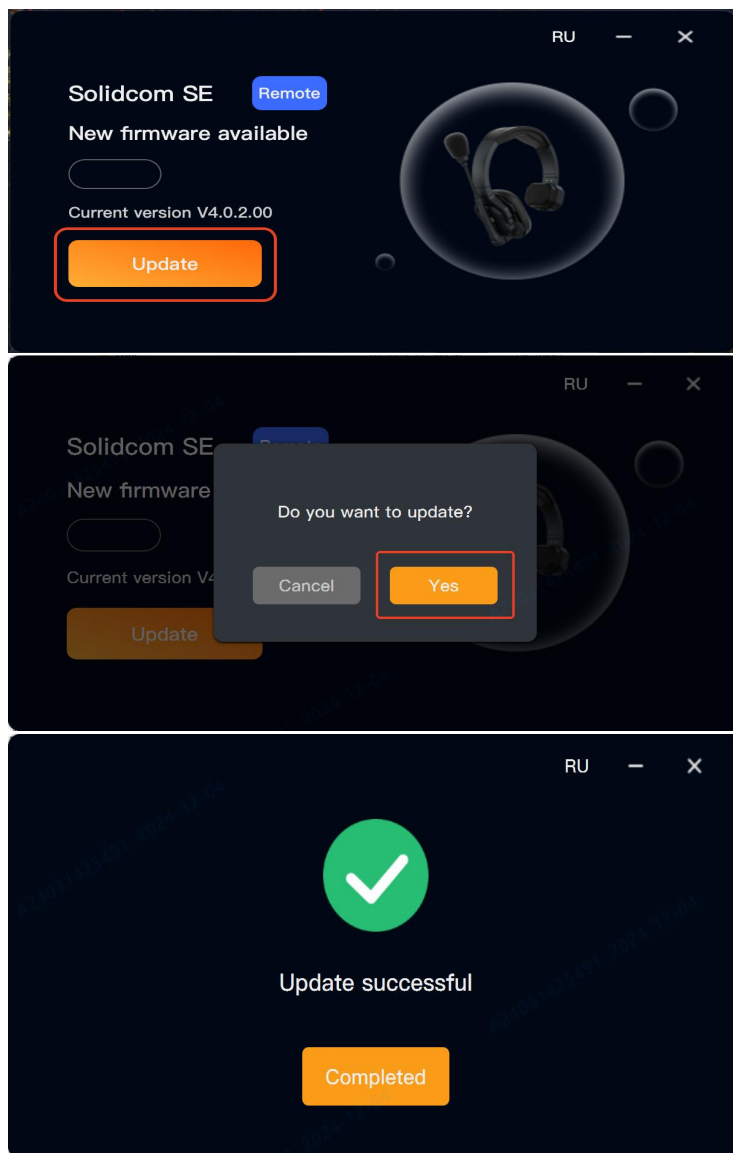
- After the upgrade, pair the master headset and remote headset again by long-press the "Volume + " button on both headsets.

3 Upgrade Steps-Mac

- Download the upgrade file and unzip the file
- Connect the headset to the laptop via USB-A to Type-C cable
- Select the folder with the corresponding system version name, select the **【mac】** , and open the **【SolidcomSE_Headset_Upgrade】**



- It will recognize the headset automatically, and then click **【Update】** and **【Yes】** for upgrade. **(Please do not unplug the USB cable during the upgrade)**



- After the upgrade, pair the master headset and remote headset again by long-press the "Volume + " button on both headsets.